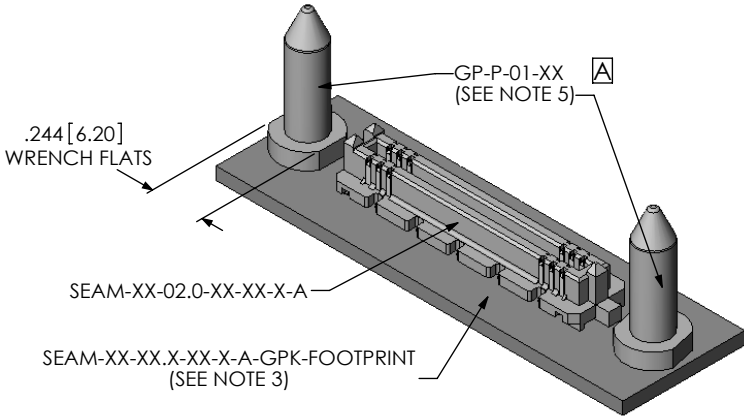
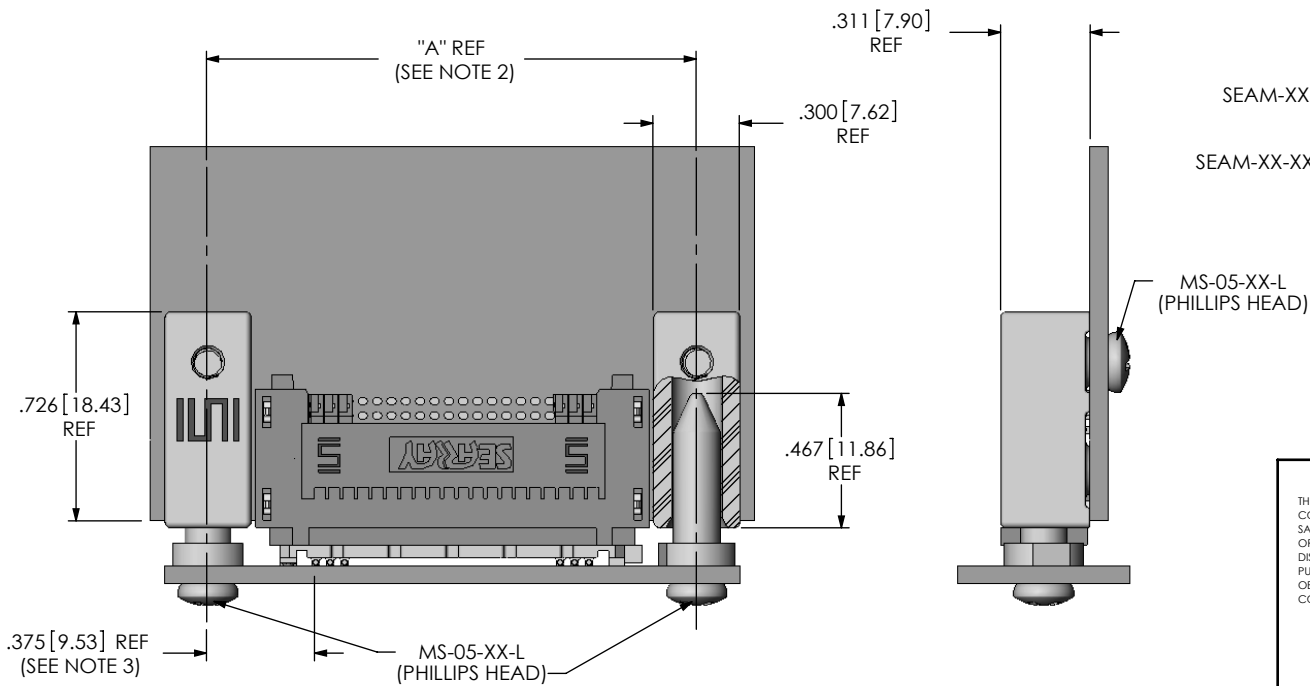
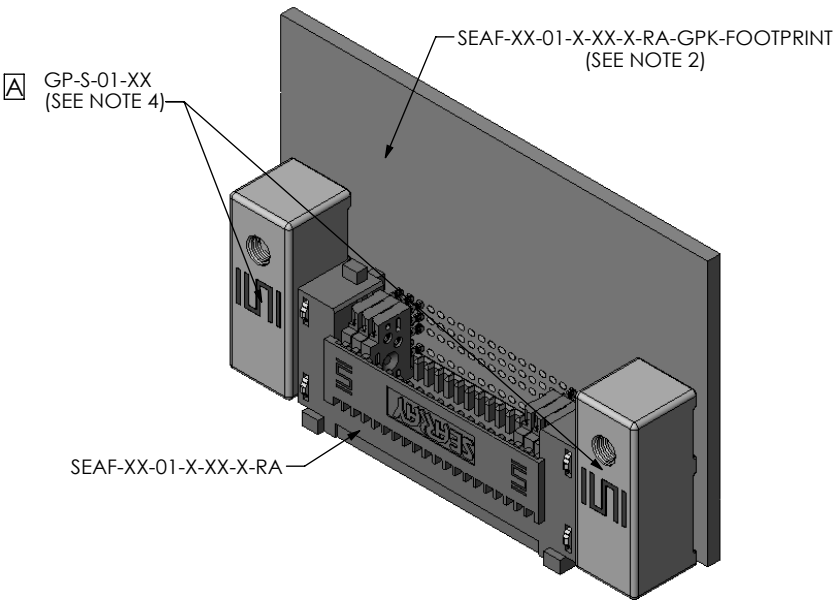
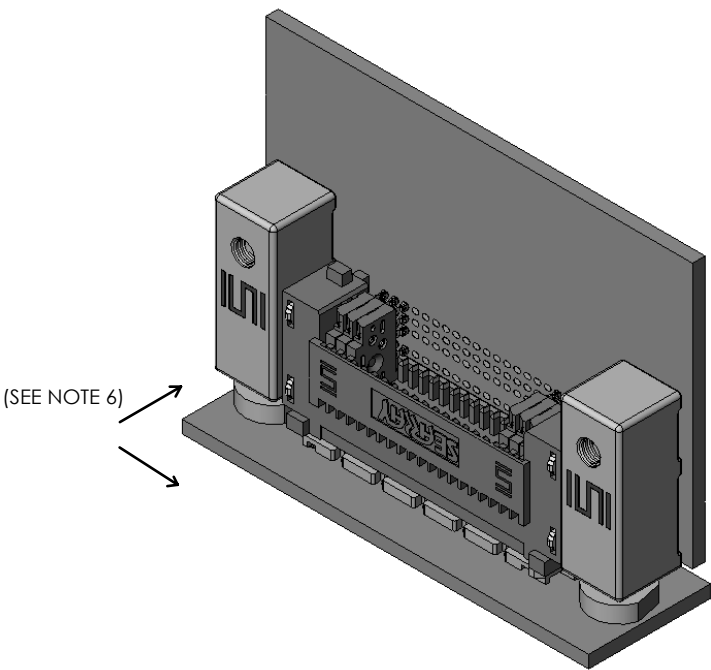


DO NOT
SCALE FROM
THIS PRINT

TABLE 1		
No. OF POS.	"A"	
-20	1.700	[43.18]
-30	2.200	[55.88]
-40	2.700	[68.58]
-50	3.200	[81.28]



- NOTES:
- 1. TIGHTEN MS-05-XX-L FASTENERS TO 1.736 IN-LBS (4 PLCS).
 - 2. SEE SEAF-XX-XX-X-XX-X-RA-XX-XX-FOOTPRINT FOR CONNECTOR & HARDWARE PLACEMENT.
 - 3. SEE SEAM-XX-XX.X-XX-XX-X-XX-FOOTPRINT FOR CONNECTOR & HARDWARE PLACEMENT.
 - 4. SEE GPK-XX-XX-XX FOR KIT DETAILS.
 - 5. SEE GPPK-01-XX FOR KIT DETAILS.
 - 6. GUIDE POST SYSTEM PROVIDES 2.4 MM IN X AND Y DIRECTION.

<p>PROPRIETARY NOTE</p> <p>THIS DOCUMENT CONTAINS INFORMATION CONFIDENTIAL AND PROPRIETARY TO SAMTEC, INC. AND SHALL NOT BE REPRODUCED OR TRANSFERRED TO OTHER DOCUMENTS OR DISCLOSED TO OTHERS OR USED FOR ANY PURPOSE OTHER THAN THAT WHICH IT WAS OBTAINED WITHOUT THE EXPRESSED WRITTEN CONSENT OF SAMTEC, INC.</p> <p>DO NOT SCALE DRAWING</p> <p>SHEET SCALE: 3:2</p>		
	520 PARK EAST BLVD, NEW ALBANY, IN 47150 PHONE: 812-944-6733 FAX: 812-948-5047 e-Mail: info@SAMTEC.com code 55322	
	DESCRIPTION: SEAM-GPK & SEAF-GPK APPLICATION	
	DWG. NO. GPK APPLICATION	
BY: ROY LUO 12/17/2010		SHEET 1 OF 1